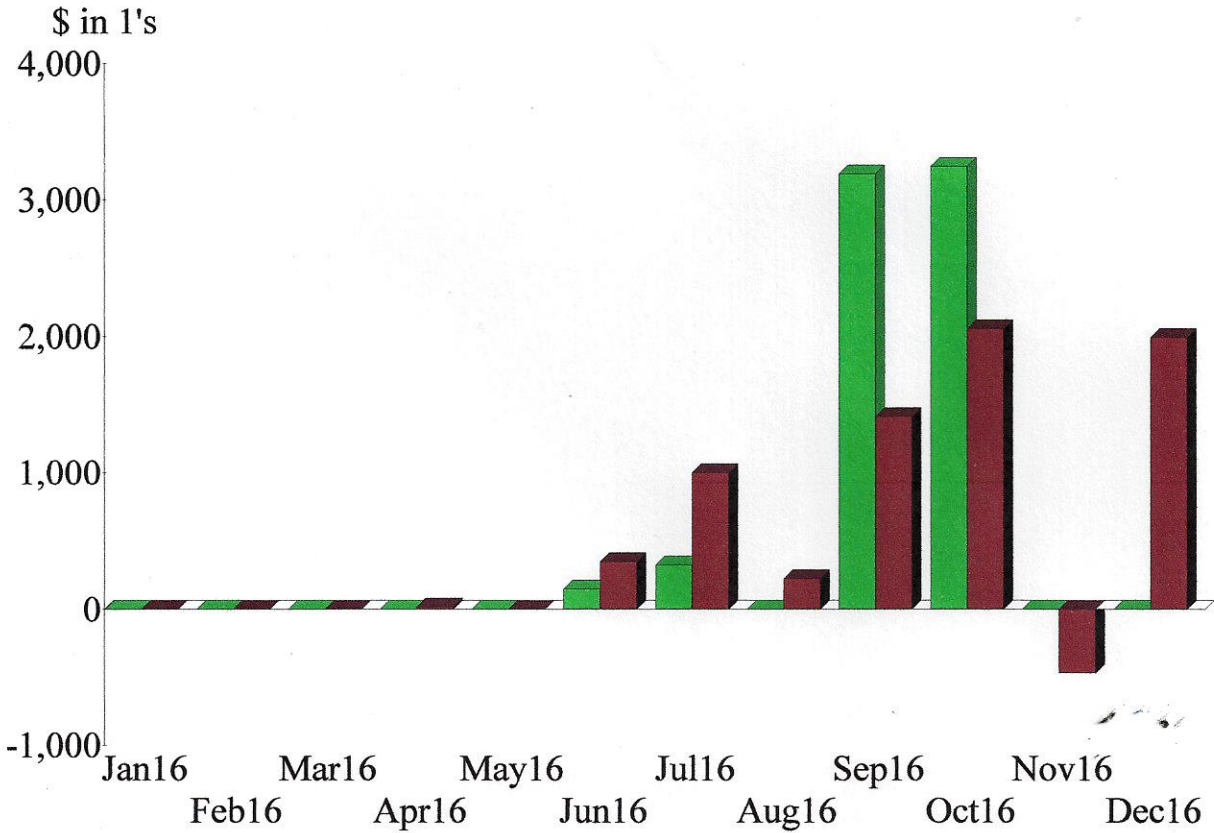


## Sunday Night Lights Profit & Loss Budget Overview January through December 2016


	Jan - Dec 16
<b>Ordinary Income/Expense</b>	
<b>Income</b>	
200 · Fundraising Income	
201 · PayPal Donations	1,400.00
202 · STL Day of Giving	324.28
203 · Restaurant Fundraiser	50.00
205 · Cash Donations @ Football Ga...	872.21
206 · Concession Stand	1,390.00
208 · T-Shirt Sales	2,719.00
<b>Total 200 · Fundraising Income</b>	<b>6,755.49</b>
210 · Direct Donation	150.00
<b>Total Income</b>	<b>6,905.49</b>
<b>Expense</b>	
300 · Logo Items	
301 · T-shirts	1,212.95
302 · Other Logo Items	802.00
<b>Total 300 · Logo Items</b>	<b>2,014.95</b>
310 · General Expenses	
311 · Printing	165.17
312 · Meet & Greet	59.45
310 · General Expenses - Other	100.00
<b>Total 310 · General Expenses</b>	<b>324.62</b>
400 · Event Day Expenses	
402 · Carnival Decorations/expenses	200.00
404 · Meal For Families	475.55
405 · FREDBIRD	50.00
406 · Gifts/Items for Hero Guests	600.00
400 · Event Day Expenses - Other	28.00
<b>Total 400 · Event Day Expenses</b>	<b>1,353.55</b>
500 · Business Expenses	
503 · Website	1,000.00
500 · Business Expenses - Other	17.90
<b>Total 500 · Business Expenses</b>	<b>1,017.90</b>
600 · Donations	
601 · Rainbows for Kids	500.00
602 · Friends of Kids with Cancer	500.00
603 · Camp Rainbow	500.00
<b>Total 600 · Donations</b>	<b>1,500.00</b>
680 · Travel and Meetings	
681 · Conference, Convention, Meeti...	474.52
<b>Total 680 · Travel and Meetings</b>	<b>474.52</b>
<b>Total Expense</b>	<b>6,685.54</b>
<b>Net Ordinary Income</b>	<b>219.95</b>
<b>Other Income/Expense</b>	
<b>Other Income</b>	
101 · INTEREST	0.86
<b>Total Other Income</b>	<b>0.86</b>
<b>Net Other Income</b>	<b>0.86</b>
<b>Net Income</b>	<b>220.81</b>

Income and Expense by Month  
January through December 2016



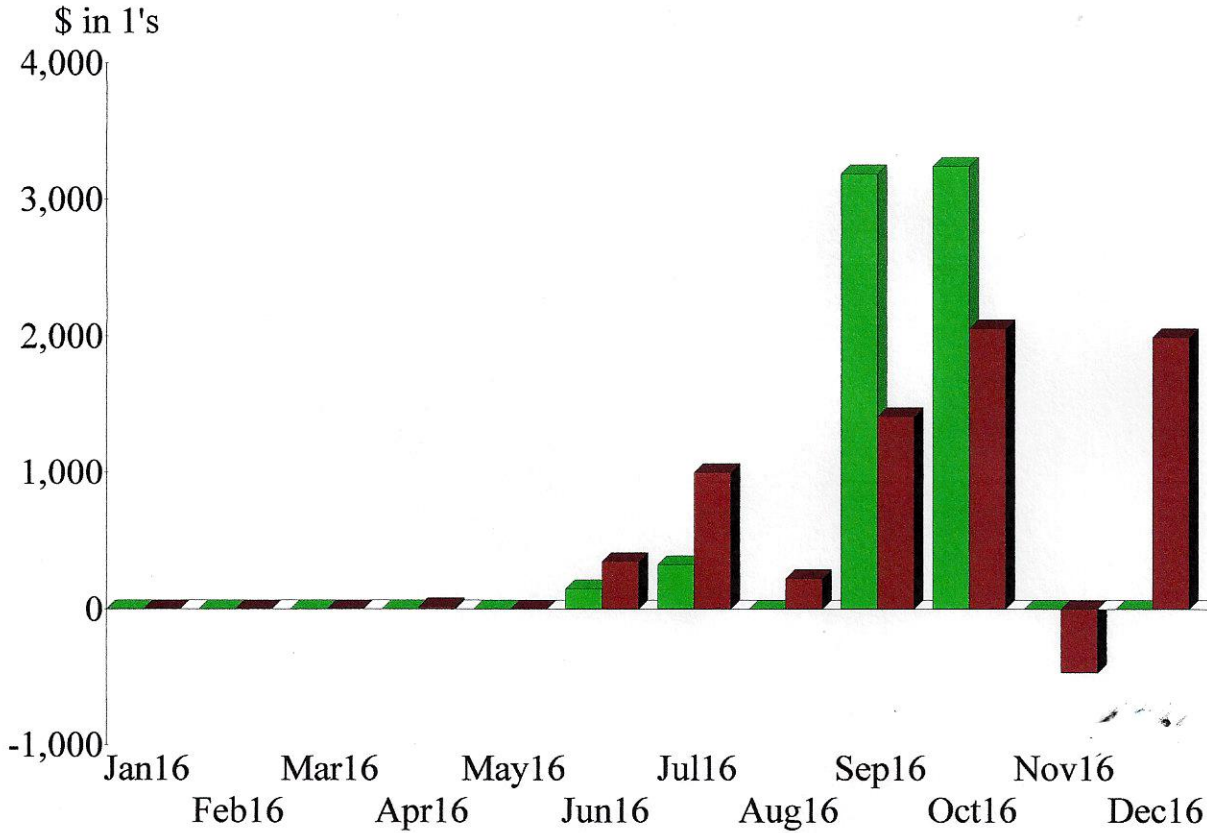
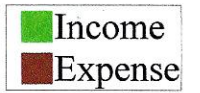
Income Summary  
January through December 2016

200 · Fundraising Income	97.82%
210 · Direct Donation	2.17
101 · INTEREST	0.01
<b>Total</b>	<b>\$6,906.35</b>



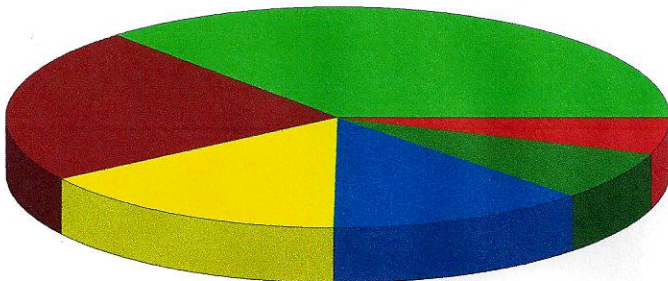
By Account

Income and Expense by Month  
January through December 2016



Expense Summary  
January through December 2016

300 · Logo Items	36.68%
600 · Donations	22.81
500 · Business Expenses	15.48
400 · Event Day Expenses	12.88
680 · Travel and Meetings	7.22
310 · General Expenses	4.94
<b>Total</b>	<b>\$6,576.39</b>



By Account